



PHOTOELECTRIC
DETECTOR **WONDEREX**

AX-70T·AX-130T


5-YEAR WARRANTY



THE "99% SOLUTION"
TWIN BEAM PHOTOELECTRIC DETECTORS

- Compact design, indoor/outdoor use
- Reliably withstands as much as 99% loss of beam energy
- Two synchronized beams of pulsed infrared energy
- Maximum arrival distance is 10 times longer than rated operating distance

 LISTED



WONDEREX

PHOTOELECTRIC DETECTOR AX-70T • AX-130T

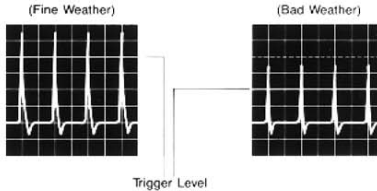


FEATURES

RAIN, FOG AND SNOW PROTECTION

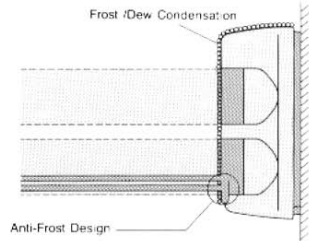
- Two beams of pulsed infrared energy provide reliable operation despite as much as 99% blockage of beam energy caused by heavy rain, dust storm, fog, or falling snow.
- Automatic Gain Control (AGC) circuit continually monitors gradual changes in signal strength caused by weather conditions and adjusts the trigger level accordingly, to maintain proper sensitivity.

Signal Wave of Beam Output



FROST, DUST AND INSECT PROTECTION

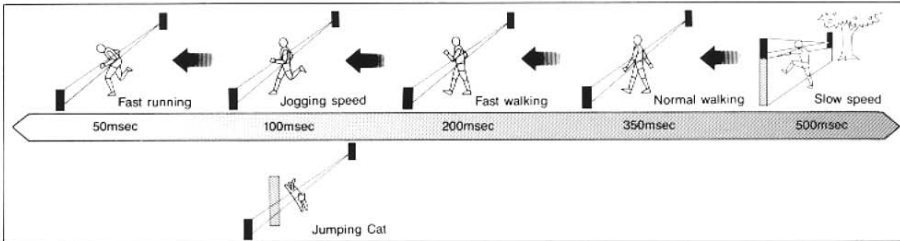
- Anti-Frost design incorporates special slots on the cover allowing beam passage even when the cover is completely frosted over. The OPTEX casing design also reduces condensation and water built-up, while sealed optics provide greater protection against dust and insects.



PROTECTION AGAINST BIRDS, INSECTS AND FALLING LEAVES

- Twin beams require simultaneous interruption to trigger an alarm. No alarm is generated when only one beam is blocked by a small object.
- Beam interruption time can be adjusted according to the peculiarities of each installation site. When protecting a wall or fence, a long interruption time will catch intruders, but let jumping cats pass through. This allows you to increase stability, while maintaining reliability at every installation site.

Adjustable Range of Beam Interruption Time



EASY INSTALLATION AND ALIGNMENT

- View finder provides rough alignment, while voltage meter jacks allow fine tuning. Powerful twin beams are sharply defined and will attain the optimum signal strength easily.
- The pole mount brackets supplied will allow installation of two units on a pole at the same height.

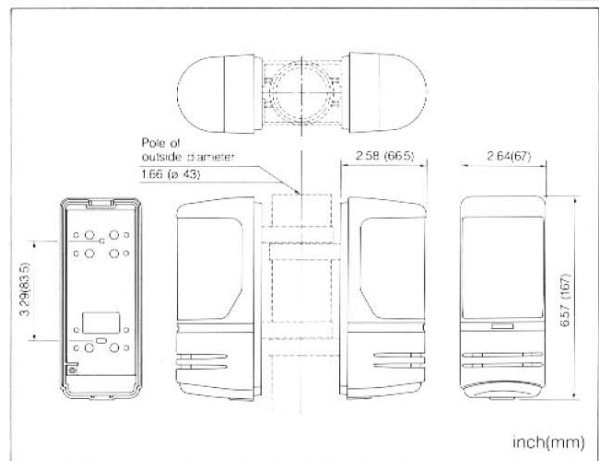
SPECIFICATIONS

MODEL	AX-70T	AX-130T
DETECTION METHOD	infrared Photoelectric	
RANGE	outdoor 70ft. (21m) indoor 165ft. (50m)	outdoor 130ft. (40m) indoor 330ft. (100m)
MAXIMUM ARRIVAL DISTANCE	700ft. (210m)	1,300ft. (400m)
BEAM CHARACTERISTICS	1,000pps. 8,800Å pulsed infrared.	
INTERRUPTION PERIOD	50 to 500msec (variable)	
POWER INPUT	10 to 30 VDC	
CURRENT DRAW	35mA max (10 - 30VDC)	39mA max (10 - 30VDC)
INDICATOR	Transmitter-Green LED On in transmitting condition. Receiver-Red LED On in alarm condition.	
ALARM PERIOD	2 sec. (± 1) nominal	
ALARM OUTPUT	N.C. 28VDC, 0.2A max	
TAMPER SWITCH	Opens when cover is removed.	
OPERATING TEMPERATURE	-13°F to 131°F (-25°C to 55°C)	
ENVIRONMENT HUMIDITY	95% max	
ALIGNMENT ANGLE	±5° Vertical, ±90° Horizontal	
MOUNTING	Wall and Pole	
DIMENSIONS inches (mm)	6.57"/H x 2.64"/W x 2.58"/D (167/H x 67/W x 66.5/D)	
WEIGHT	24.3oz (690g)	
STANDARD ACCESSORIES	Screws (0.6" X 3/4" self tapping) X4 Pole mount kit	

* Specifications are subject to change without notice for improvement.

NOTE: This unit is designed to detect movement and activate an alarm control panel. Being only part of a complete alarm system, we cannot assume responsibility for theft or damages should it occur.

DIMENSIONS



OPTEX CO., LTD. (ISO 9001 Certified by LRQA)
4-7-5 Minohama Otsu Shiga, 520-0801 Japan
TEL (077) 524-6047 FAX (077) 522-9022
<http://www.optex.co.jp/e>

OPTEX INCORPORATED
1845W, 206th Street Torrance, CA 90501-1510 U.S.A.
TEL (310) 533-1500 FAX (310) 533-9910
<http://www.optexamerica.com>

OPTEX (EUROPE) LTD. (ISO 9002 Certified by NQA)
Clivemont Road, Cordwallis Park, Maidenhead, Berkshire, SL6 7BU U.K.
TEL (01628) 631000 FAX (01628) 636311
<http://www.optex-europe.com>



"Take Care of the Environment"
OPTEX uses 100% recycled paper

No. 75067-00-5130-0106